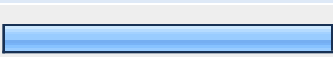

















Ophthalmic Pathology Survey



1. Do you review or sign out ophthalmic pathology cases?				
			Response Percent	Response Count
Yes			50.5%	102
No			42.1%	85
Not applicable to my work			7.4%	15
			<i>answered question</i>	202
			<i>skipped question</i>	1

2. If no, are you interested in participating in ophthalmic pathology sign outs?				
			Response Percent	Response Count
Yes			33.6%	39
No			47.4%	55
Not applicable to my work			19.0%	22
			<i>answered question</i>	116
			<i>skipped question</i>	87




3. Who signs out ophthalmic pathology specimens in your institution? (check all that apply)			
		Response Percent	Response Count
Surgical Pathologists		43.5%	81
Ophthalmologist(s)		24.2%	45
Neuropathologist(s)		51.1%	95
Outside Consultants		15.6%	29
I don't know		7.0%	13
		Other (please specify)	30
		answered question	186
		skipped question	17

4. How do you rate the ophthalmic pathology training you received during your neuropathology fellowship?			
		Response Percent	Response Count
Excellent		9.6%	19
Good		8.6%	17
Fair		17.3%	34
Poor		23.9%	47
None		40.6%	80
		answered question	197
		skipped question	6

5. Would you be interested in attending lectures on recent advances in ophthalmic pathology during the annual AANP Meeting?







		Response Percent	Response Count
Yes		75.6%	146
No		24.4%	47
		<i>answered question</i>	193
		<i>skipped question</i>	10




6. Do you think Neuropathology training and recertification should include a basic ophthalmic pathology education?




		Response Percent	Response Count
No		29.8%	59
Yes		49.5%	98
Yes, but in special circumstances		20.7%	41
		<i>answered question</i>	198
		<i>skipped question</i>	5



7. What was the extent and duration of ophthalmic pathology training during your fellowship? Please comment.

		Response Count
		163
		<i>answered question</i>
		163
		<i>skipped question</i>
		40

8. If you said yes to Question 1, what type of specimens do you sign out? (check all that apply)			
		Response Percent	Response Count
Enucleations		77.8%	77
Corneal/conjunctival specimens		78.8%	78
Adnexal/periorbital skin specimens		61.6%	61
Orbital Soft Tissue specimens		64.6%	64
Autopsy/forensic ophthalmic specimens		61.6%	61
Other		6.1%	6
		answered question	99
		skipped question	104

9. How often do you sign out ophthalmic pathology cases?			
		Response Percent	Response Count
Everyday		25.8%	16
Once a week		35.5%	22
Once a month		38.7%	24
		Other (please specify)	47
		answered question	62
		skipped question	141

10. How many ophthalmic pathology cases do you sign out per week?			Response Percent	Response Count
Less than 5			73.3%	74
Between 5 and 50			25.7%	26
More than 50			1.0%	1
			<i>answered question</i>	101
			<i>skipped question</i>	102

11. Do you think your neuropathology training adequately prepared you to sign out ophthalmic specimens?			Response Percent	Response Count
Yes			23.3%	27
No			76.7%	89
			<i>answered question</i>	116
			<i>skipped question</i>	87

12. THANK YOU FOR YOUR PARTICIPATION. PLEASE USE THIS SECTION TO SUBMIT ADDITIONAL COMMENTS AND SUGGESTIONS.			Response Count
			50
			<i>answered question</i>
			50
			<i>skipped question</i>
			153