




















# AANP Annual Meeting Survey 2008






1. Did you attend the 2007 AANP Annual Meeting in Washington, D.C.			
		Response Percent	Response Count
YES		59.6%	84
NO		40.4%	57
		<i>answered question</i>	141
		<i>skipped question</i>	0




2. How would you rate your overall impression of the 2007 AANP Annual Meeting?			
		Response Percent	Response Count
Excellent		10.6%	9
Better than Expected		23.5%	20
<b>As Expected</b>		35.3%	30
Worse than Expected		27.1%	23
Bad		3.5%	3
		<i>answered question</i>	85
		<i>skipped question</i>	56






3. Did you attend the 2008 AANP Annual Meeting in San Diego			
		Response Percent	Response Count
YES		73.4%	102
NO		26.6%	37
		<i>answered question</i>	139
		<i>skipped question</i>	2


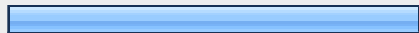



4. How would you rate your overall impression of the 2008 AANP Annual Meeting?			
		Response Percent	Response Count
Excellent		14.3%	15
Better than Expected		17.1%	18
<b>As Expected</b>		<b>33.3%</b>	<b>35</b>
Worse than Expected		31.4%	33
Bad		3.8%	4
		<i>answered question</i>	<b>105</b>
		<i>skipped question</i>	<b>36</b>

5. How will you rate the scientific presentations and audience participation in minisymposia in 2008 (platform presentations)			
		Response Percent	Response Count
Excellent		21.4%	21
Better than Expected		23.5%	23
<b>As Expected</b>		<b>48.0%</b>	<b>47</b>
Worse than Expected		6.1%	6
Bad		1.0%	1
		<i>answered question</i>	<b>98</b>
		<i>skipped question</i>	<b>43</b>









6. How would you rate the poster presentations and the poster venue in 2008?			
		Response Percent	Response Count
Excellent		9.2%	9
Better than Expected		8.2%	8
<b>As Expected</b>		<b>41.8%</b>	<b>41</b>
Worse than Expected		37.8%	37
Bad		3.1%	3
		<i>answered question</i>	<b>98</b>
		<i>skipped question</i>	<b>43</b>

7. Are you planning to attend the 2009 AANP annual meeting in San Antonio			
		Response Percent	Response Count
YES		78.0%	110
NO		6.4%	9
Don't Know Yet		15.6%	22
		<i>answered question</i>	<b>141</b>
		<i>skipped question</i>	<b>0</b>

8. How many AANP annual meetings have you attended in the last 5 years (excluding 2008)			
		Response Percent	Response Count
None		2.9%	4
1		5.8%	8
2		12.9%	18
3		23.0%	32
<b>More than 3</b>		<b>55.4%</b>	<b>77</b>
<i>answered question</i>			<b>139</b>
<i>skipped question</i>			<b>2</b>

9. Which meeting format do you prefer?			
		Response Percent	Response Count
Joint meeting with ASIP in April every year		7.1%	10
<b>Independent meeting in June every year</b>		<b>63.1%</b>	<b>89</b>
Alternating joint (April) and independent (June) meetings		15.6%	22
It does not matter, I attend anyway		11.3%	16
It does not matter, I DON'T attend anyway		2.8%	4
<i>answered question</i>			<b>141</b>
<i>skipped question</i>			<b>0</b>

10. If you chose the last option in the previous question. What changes would you like to see at the meeting for you to consider attending again?		
		Response Count
		7
	<i>answered question</i>	7
	<i>skipped question</i>	134

11. What month of the year is most suitable for you to attend the AANP annual meeting?			
		Response Percent	Response Count
January		0.0%	0
February		0.8%	1
March		0.8%	1
April		21.5%	26
May		11.6%	14
<b>June</b>		<b>56.2%</b>	<b>68</b>
July		4.1%	5
August		2.5%	3
September		0.0%	0
October		2.5%	3
November		0.0%	0
December		0.0%	0
	<i>answered question</i>		121
	<i>skipped question</i>		20

12. Which of the venues below would you prefer for the annual AANP meetings?					
	Preferred	Indifferent	NOT preferred	Rating Average	Response Count
Affordable places, closer to the airports	18.9% (23)	29.5% (36)	<b>51.6% (63)</b>	2.33	122
Downtown hotels with amenities	<b>68.5% (87)</b>	25.2% (32)	6.3% (8)	1.38	127
Resort-type hotels in vacation spots	<b>41.4% (53)</b>	26.6% (34)	32.0% (41)	1.91	128
Convention centers	16.9% (20)	36.4% (43)	<b>46.6% (55)</b>	2.30	118
	<i>answered question</i>				<b>139</b>
	<i>skipped question</i>				<b>2</b>

13. What are your overall impression and comments about the Joint 2008 meeting?		
		Response Count
		102
	<i>answered question</i>	<b>102</b>
	<i>skipped question</i>	<b>39</b>

14. Are there any issues you would like the Executive Council to consider when making decisions about the annual meeting format and venue?		
		Response Count
		85
	<i>answered question</i>	<b>85</b>
	<i>skipped question</i>	<b>56</b>